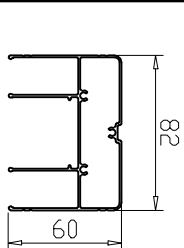
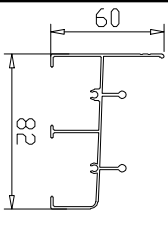
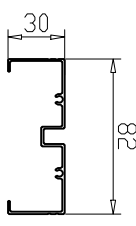
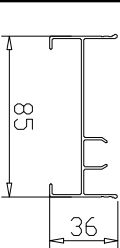
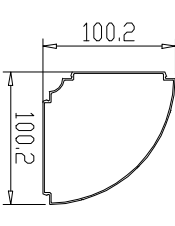
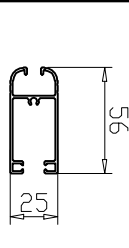
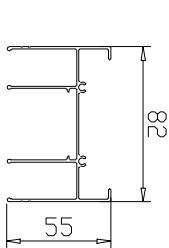
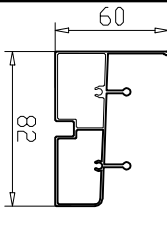
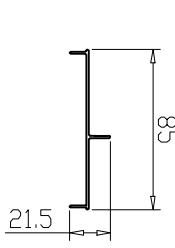
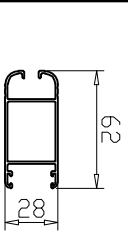
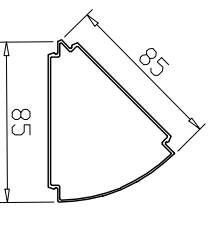


图例	型号	壁厚	重量	名称	图例	型号	壁厚	重量	名称
	A8201	1.2	1.25	固上滑		A8207	1.2	0.63	勾企
	A8202	1.2	0.91	下滑		A8208	1.2	0.61	上固定
	A8203	1.2	0.64	边封		A8209	1.2	1.15	90度转角
	A8204	1.2	0.6	上下方		A8211	1.2	0.97	平上滑
	A8212	1.2	1.14	下滑		A8218	1.2	0.36	边封盖板
	A8206	1.2	0.67	光企		A8219	1.2	0.85	45度转角