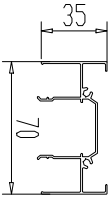
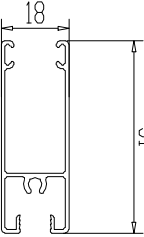
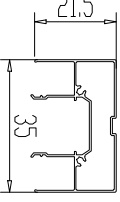
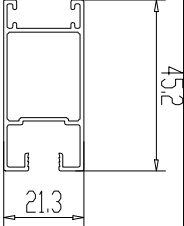
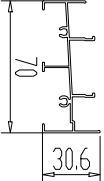
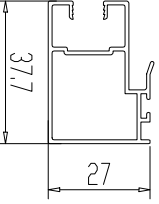
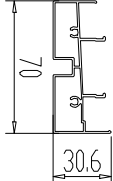
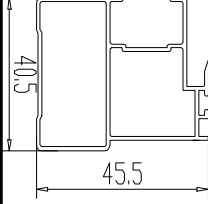
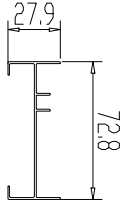
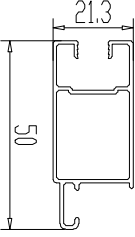
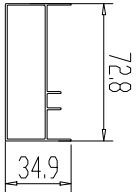
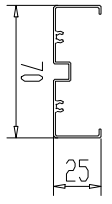


圖號	型號	壁厚	重量	名稱	圖號	型號	壁厚	重量	名稱
	JC7501	1.0	0.69	平上滑		JC7504	1.0	0.42	上下方
	JC7511	1.0	0.85	固上滑		JC7506	1.0	0.43	光企
	JC7502	1.0	0.56	下滑		JC7507	1.0	0.43	勾企
	JC7512	1.0	0.74	固下滑		JC7517	1.0	0.62	大勾企
	JC7503	1.0	0.42	边封		JC7508	1.0	0.42	收口
	JC7513	1.0	0.61	管边封		JC7518	1.0	0.45	上固定