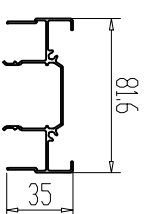
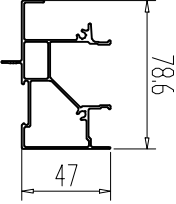
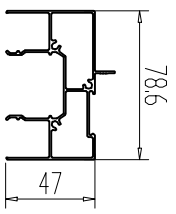
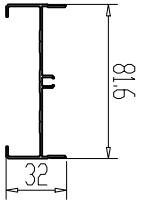
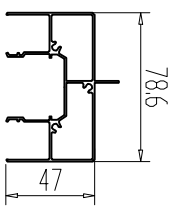
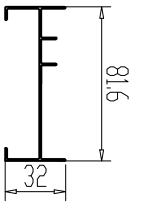
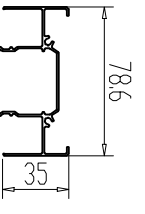
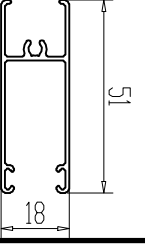
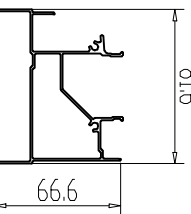
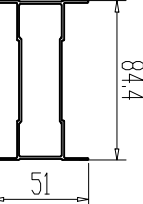
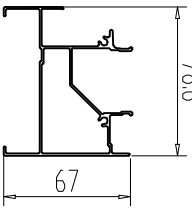
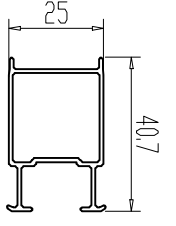


圖號	型號	壁厚	重量	名稱	圖號	型號	壁厚	重量	名稱
	89101	1.0	0.66			89122	1.05	0.97	
	89111	1.0	1.03			89103	1.0	0.49	
	89121	1.0	1.03			89113	1.0	0.47	
	89131	1.0	0.66			89104	1.0	0.39	
	89102	1.05	1.04			89105	1.2	0.88	
	89112	1.05	1.02			89106	1.0	0.38	