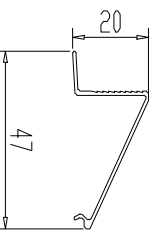
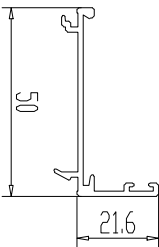
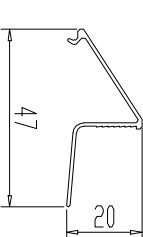
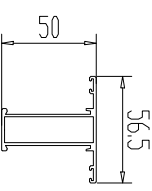
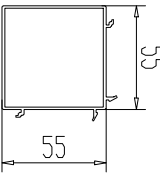
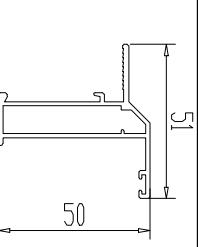
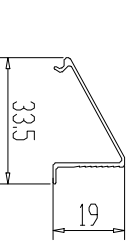
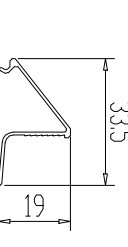
	图型	50101	壁厚 1.4	重量 0.47	名称 窗框		图型	50106	壁厚 0.8	重量 0.17	名称 压线
	型号	50111	1.4	0.38	压座			50116	0.9	0.19	压线
	50102	1.4	0.76	双工			50109	1.4	0.90	转角	
	50103	1.4	0.67	窗玉							
	50105	0.8	0.14	压线							
	50115	0.8	0.14	压线							