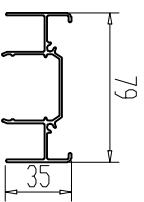
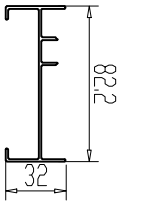
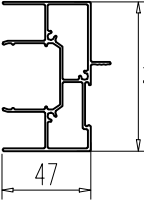
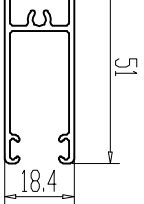
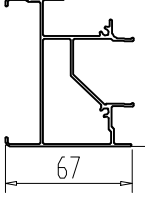
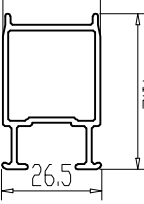
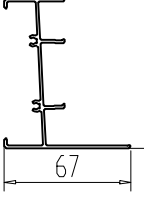
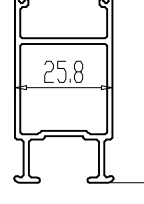
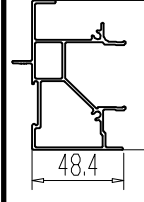
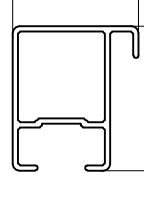
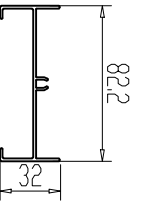
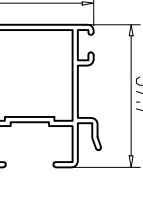


圖號	型號	壁厚	重量	名稱	圖號	型號	壁厚	重量	名稱
	89401	1.4	0.66			89413	1.4	0.65	
	89411	1.4	1.35			89404	1.4	0.52	
	89402	1.4	1.28			89406	1.4	0.53	
	89412	1.4	0.87			89416	1.4	0.66	
	89422	1.4	1.23			89407	1.4	0.56	
	89403	1.4	0.63			89417	1.4	0.58	