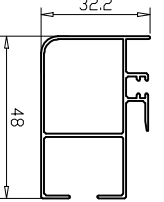
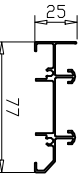
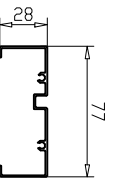
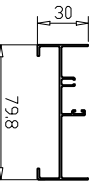
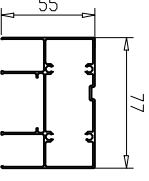
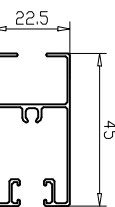
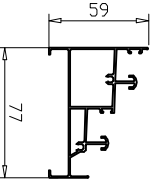
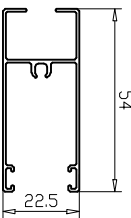
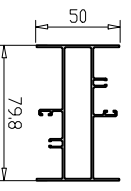

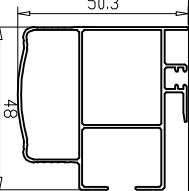
	<b>型号</b>	<b>壁厚</b>	<b>重量</b>	<b>名称</b>		<b>型号</b>	<b>壁厚</b>	<b>重量</b>	<b>名称</b>
J8001	0.9	0.59	平上滑	J8007	0.9	0.46	勾企		
	J8002	1.0	0.59	下滑		J8008	0.9	0.45	上固定
	J8003	1.0	0.49	边封		J8011	0.9	0.92	固上滑
	J8004	0.8	0.38	上方		J8012	1.0	0.93	高低下滑
	J8005	0.8	0.37	下方		J8013	1.0	0.86	双边封
	J8006	0.9	0.43	光企		J8017	0.9	0.63	大勾企